

AGENCY NAME:	SC Department of Commerce		
AGENCY CODE:	P320	SECTION:	50

Fiscal Year 2018–2019 Accountability Report

SUBMISSION FORM

AGENCY MISSION	<p>Working together to create opportunities for South Carolinians by promoting:</p> <ul style="list-style-type: none"> Job creation Economic growth Improved living standards for South Carolinians
-----------------------	--

AGENCY VISION	<p>It is our vision that South Carolina’s economy will become more competitive in a global economy, providing South Carolinians of all ages and skill levels an opportunity to maximize their talents and abilities.</p>
----------------------	--

Does the agency have any major or minor recommendations (internal or external) that would allow the agency to operate more effectively and efficiently?

RESTRUCTURING RECOMMENDATIONS:	Yes	No
	<input type="checkbox"/>	<input checked="" type="checkbox"/>

Is the agency in compliance with S.C. Code Ann. § 2-1-230, which requires submission of certain reports to the Legislative Services Agency for publication online and the State Library? See also S.C. Code Ann. § 60-2-30.

REPORT SUBMISSION COMPLIANCE:	Yes	No
	<input checked="" type="checkbox"/>	<input type="checkbox"/>

AGENCY NAME:	SC Department of Commerce		
AGENCY CODE:	P320	SECTION:	50

Is the agency in compliance with various requirements to transfer its records, including electronic ones, to the Department of Archives and History? See the Public Records Act (S.C. Code Ann. § 30-1-10 through 30-1-180) and the South Carolina Uniform Electronic Transactions Act (S.C. Code Ann. § 26-6-10 through 26-10-210).

**RECORDS
MANAGEMENT
COMPLIANCE:**

Yes	No
<input checked="" type="checkbox"/>	<input type="checkbox"/>

Is the agency in compliance with S.C. Code Ann. § 1-23-120(J), which requires an agency to conduct a formal review of its regulations every five years?

**REGULATION
REVIEW:**

Yes	No
<input checked="" type="checkbox"/>	<input type="checkbox"/>

Please identify your agency's preferred contacts for this year's accountability report.

	<u>Name</u>	<u>Phone</u>	<u>Email</u>
PRIMARY CONTACT:	Chris Huffman	803-737-0462	chuffman@sccommerce.com
SECONDARY CONTACT:	Michael McInerney	803-737-3949	mmcinerney@sccommerce.com

I have reviewed and approved the enclosed FY 2018–2019 Accountability Report, which is complete and accurate to the extent of my knowledge.

**AGENCY DIRECTOR
(SIGN AND DATE):**



(TYPE/PRINT NAME):

Robert M. Hitt III

**BOARD/CMSN CHAIR
(SIGN AND DATE):**



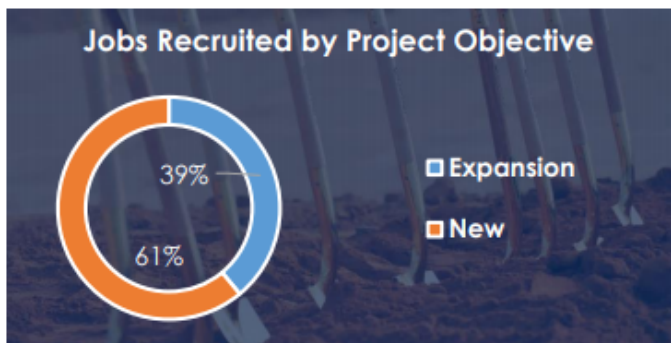

(TYPE/PRINT NAME):



AGENCY'S DISCUSSION AND ANALYSIS

Building on the momentum generated in previous years, in 2018, the state won 162 economic development projects, accounting for more than \$4.1 billion in capital investment and approximately 14,000 new jobs. More than just creating opportunities for the citizens of South Carolina, these projects will help diversify the state's economy, making it more prosperous and resilient in the years to come.

An example of this diversity, the state recruited more than 4,000 jobs in the office, headquarters and research and development sector last year. Now, in addition to leading the way in manufacturing, South Carolina is also becoming a top destination for headquarters facilities and other office projects.



Top Economic Development Announcements of 2018*:

By Capital Investment

- 1) **Google** – Berkeley County (\$600 million)
- 2) **Keurig Dr. Pepper** – Spartanburg County (\$350 million)
- 3) **Southern Current** – Darlington County (\$340 million)
- 4) **JW Aluminum Company** – Berkeley County (\$255 million)
- 5) **Becton, Dickinson and Company** – Sumter County (\$150 million)
- T6) **Southern Current** – Chesterfield County (\$100 million)
- T6) **Southern Current** – Lee County (\$100 million)
- 8) **Tradewind Energy** – Orangeburg County (\$89 million)
- 9) **Eagle Solar Group** – Orangeburg County (\$87.9 million)
- 10) **Zeus Industrial Products** – Calhoun County (\$76 million)

By Job Creation

- 1) **RoundPoint Mortgage Servicing Corporation** – York County (1,100 jobs)
- 2) **ServiceMac, LLC** – Lancaster County (1,000 jobs)
- 3) **W International** – Berkeley County (600 jobs)
- 4) **Keurig Dr. Pepper** – Spartanburg County (500 jobs)
- 5) **Draexmaier Automotive of America** – Spartanburg County (460 jobs)
- 6) **Samsung Electronics America, Inc.** – Greenville County (400 jobs)
- 7) **Evanesce Packaging Solutions** – Colleton County (368 jobs)
- 8) **Zeus Industrial Products** – Calhoun County (350 jobs)
- 9) **Wheel Pros, LLC** – York County (275 jobs)
- 10) **Healthcare U.S. Co., Ltd.** – Fairfield County (250 jobs)

*Recruited figures represent projects that were won during the year 2018. Announcements made in 2018 may include projects that were recruited in a previous year and announced later.

AGENCY NAME:	SC Department of Commerce		
AGENCY CODE:	P320	SECTION:	50

For the ninth consecutive year, South Carolina set a record for total export sales in 2018, as the state's exporters sold \$34.6 billion in products in more than 195 countries around the world. This sales figure represents a 7.5 percent increase over the 2017 total and ranks 14th among all states.

"We've cultivated a globally-connected economy in South Carolina, and last year's export sales total reflects that," said Secretary of Commerce Bobby Hitt. "Moving forward, we will continue to prioritize the growth of our international trade footprint and will encourage companies of all sizes to expand their reach into new markets overseas."

South Carolina's international trade activity grew and diversified in 2018:



S.C. Department of Commerce 2018 Top Accomplishments

- Diverse recruitment activity:** In 2018, the state won 162 economic development projects, accounting for \$4.17 billion in capital investment and 14,071 new jobs. Office and headquarters projects accounted for approximately 30% of total job recruitment. New projects accounted for higher percentages of capital investment (52%) and job creation totals (61%) than expansions did in 2018.
- Record-breaking export success:** For the ninth consecutive year, S.C. set a record for total export sales in 2018 totaling \$34.6 billion, according to data from the U.S. Department of Commerce. The figure represents a 7.5% increase over the 2017 total.

AGENCY NAME:	SC Department of Commerce		
AGENCY CODE:	P320	SECTION:	50

3. **Leader in manufacturing job growth:** Long considered a manufacturing powerhouse, South Carolina continues to be a top tier state in the region in manufacturing job growth. Over the last 10 years, the average manufacturing growth in the state was 18%, which ranks second in the Southeast.
4. **Brand awareness in business community:** In 2018, South Carolina continued to elevate its brand on the global economic stage as many internationally-recognized firms announced significant investments in the Palmetto State. Among them were: Google, Keurig Dr. Pepper, Samsung Electronics America, Inc. and more.
5. **Small and existing business support:** Strengthening existing industry and small business services continued to be a key focus. In 2018, S.C. Commerce participated in a number of programs to support business growth, including B2B events, supplier outreach and export assistance. S.C. Commerce staff made more than 525 contacts with small businesses and an additional 596 contacts with existing industries. In a survey conducted a few months after last year's Automotive B2B Supplier Matchmaker, approximately 25% of participating OEMs and suppliers reported new contracts as a result of relationships formed at the event.
6. **Focus on rural communities:** In an effort to bring economic development to communities of all sizes, the state's rural areas remained a priority and strategic focus. Over the last eight years, South Carolina has recruited more than \$7.5 billion in new capital investment and 26,800 new jobs to rural communities. In fact, 19% of last year's job recruitment total and 34% of the investment total went to Tier III and Tier IV counties. S.C. Commerce has dedicated staff piloting a rural strategy program in five of the state's Tier III or Tier IV counties.
7. **Workforce collaboration:** As South Carolina continues to build a workforce development system that will align state resources and programs with the ever-changing needs of industry, the S.C. Coordinating Council for Workforce Development hosted the WorkforceONE Summit. A first-of-its-kind, this event brought together more than 80 leaders in business, education and workforce development to help chart the future direction of workforce.
8. **Igniting innovation:** As part of S.C. Commerce's ongoing effort to support and grow an innovative, technology-based and entrepreneurial business environment, the Office of Innovation had an impactful year. The office announced 3Phase, a new effort aimed at helping small businesses acquire federal funding, as well as S.C. Codes, a statewide program designed to provide free access to code education for all S.C. residents. Additionally, the office launched Scribble, an online tool that provides the innovation community a platform to access resources and enhance connectivity.
9. **Infrastructure improvements:** This past April, the Surface Transportation Board published the final environmental assessment, representing a major project milestone, for the Camp Hall Rail Line project. The proposed rail line will bring industrial rail service to Camp Hall Commerce Park in Berkeley County, while supporting overall infrastructure needs and opening the door to greater economic development efforts in South Carolina.

AGENCY NAME:	SC Department of Commerce		
AGENCY CODE:	P320	SECTION:	50

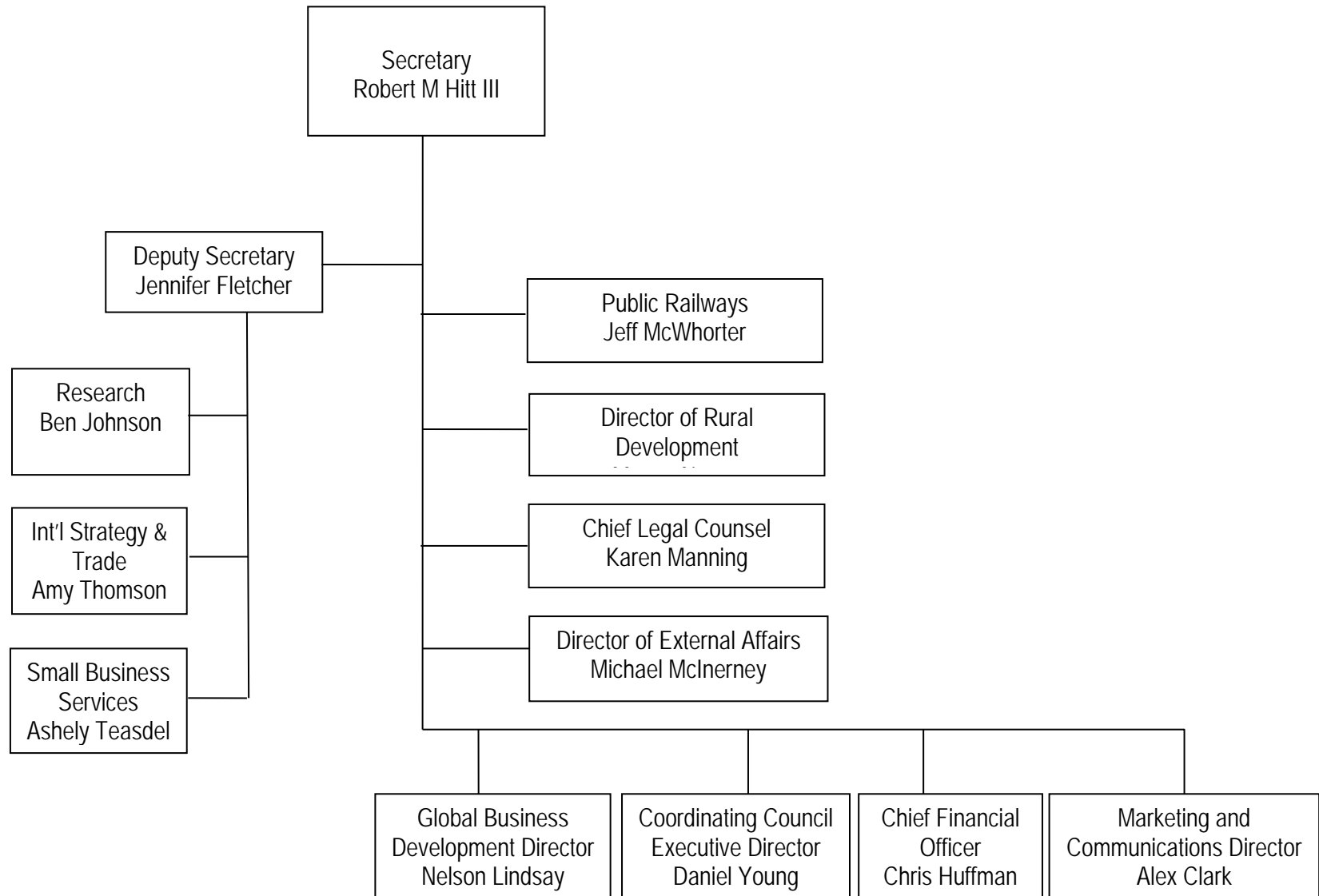
Risk Assessment and Mitigation Strategies

1. **Potential public impact:** Should S.C. Commerce not accomplish its goals and objectives, the public would potentially realize the impact with a general decrease in economic opportunity. If industry recruitment is slower, there would likely be a decrease in employment opportunities and an overall decline in the state's economic health.

2. **Potential outside mitigation efforts:** While S.C. Commerce cannot control some of the factors that directly influence the state's business operating climate, the Commerce team has adopted a pro-active approach to ensure companies already operating within our borders have the support and available resources to best navigate any uncertainty. S.C Commerce has been engaged with state and federal representatives, as appropriate, to discuss issues potentially impacting industry within our borders – all with a commitment to continue to provide a pro-business environment for existing and prospect industry.

3. **Three options for the General Assembly to help resolve the issue (before it becomes a crisis):**
 - a) To sustain the state's economic development momentum, the General Assembly would be deliberate in maintaining South Carolina's pro-business environment.
 - b) To preserve the benefit of statewide collaboration, the General Assembly would retain support for TeamSC, which includes regional alliances and partners such as the SC Manufacturing Extension Partnership, Small Business Development Centers, and Council on Competitiveness.
 - c) As the economy continues to diversify, the General Assembly would be receptive to modifying the state's incentive structure to meet these evolving needs and keep South Carolina competitive with neighboring states.

South Carolina Department of Commerce



Agency Name:

DEPARTMENT OF COMMERCE

Agency Code:

P320

Section:

50

Fiscal Year 2018-2019
Accountability Report

Strategic Planning and Performance Measurement Template												
Statewide Enterprise Strategic Objective	Type	Item #			Description	2018-19			Time Applicable	Data Source and Availability	Calculation Method	Meaningful Use of Measure
		Goal	Strategy	Measure		Base	Target	Actual				
Public Infrastructure and Economic Development	G	1			Attract capital investment and job creation throughout South Carolina							
	S	1.1			Implement a targeted marketing strategy to promote new investment and job creation							
	M		1.1.1		Meet or Exceed capital investment goal established by agency	\$5.2 billion	\$4.5 Billion	\$4.17 Billion	Jan 2018 - Dec 2018	Customer Relation Management System	Calculated from commitment letters from companies	Program impact
	M		1.1.2		Meet or Exceed jobs recruited goal established by agency	18,445	16,000	14,071	Jan 2018 - Dec 2018	Customer Relation Management System	Calculated from commitment letters from companies	Program impact
	M		1.1.3		South Carolina's ranking of the most business-friendly states in the U.S.	2nd	10th	5th	Jan 2018 - Dec 2018	Area Development's	Area Development's	Independent determination of Business Conditions
	M		1.1.4		South Carolina's ranking among the states of the number of estimated jobs created by Foreign Direct and Interstate Investment per million inhabitants	3rd	10th	1st	Jan 2018 - Dec 2018	IBM Global Business Services	IBM Global Business Services	Independent determination of FDI results
	S	1.2			Increase Emphasis on recruiting jobs to rural communities of SC							
	M		1.2.1		Meet or Exceed goal established by agency for jobs recruited in rural areas of SC.	2,173	3,000	2,734	Jan 2018 - Dec 2018	Customer Relation Management System	Counties designated as Tier III or Tier IV for Jobs Tax Credit purposes	Program impact
	M		1.2.2		Meet or Exceed % of jobs recruited in rural areas of SC as compared to % of labor pool residing in rural counties.	12%	20%	19%	Jan 2018 - Dec 2018	Customer Relation Management System	Rural counties are identified as Tier III and IV Counties by the SCDOR.	Program impact
Public Infrastructure and Economic Development	G	2			Build on the strengths of the state's existing, small, and emerging							
	S	2.1			Build on the strengths of the state's existing industries							
	M		2.1.1		Hold seminars with partners to increase existing businesses understanding of exporting and trade resources	183	175	248	July 2018 - June 2019	Attendance records of training	Actual attendees	Education of Small Businesses on export opportunities
	M		2.1.2		South Carolina's ranking of states in exports per capita	7th	7th	6th	Jan 2018 - Dec 2018	US Department of Commerce	Statistic provided by US Department of Commerce	Program impact
	M		2.1.3		Number of companies visited as a result of the agency Existing Industry Visitation Program	416	420	543	July 2018 - June 2019	Customer Relation Management System	Number of visits	Program impact
	M		2.1.4		Hold stakeholder events for carpet, compost and plastics recycling market development	213	100	150	July 2018 - June 2019	Attendance records of training	Actual attendees	Education of Stakeholders
	M		2.1.5		Calls addressed by agency concerning recycling industry inquiries	322	250	259	July 2018 - June 2019	Customer Relation Management System	Number of inquiries	Connecting businesses to resources
	S	2.2			Build on the strengths of the state's small businesses							
	M		2.2.1		Calls addressed by agency concerning small business inquiries	491	400	347	July 2018 - June 2019	Customer Relation Management System	Number of inquiries	Connecting small businesses to resources
	M		2.2.2		Increase number of companies included in SourceSC database	1310	1400	1536	July 2018 - June 2019	Customer Relation Management System	Actual number of companies included in database	Connecting companies looking for suppliers to small businesses
	M		2.2.3		Host existing industry events for local suppliers and service providers to connect them with opportunities with state OEM's/Tier 1's	New	300	490	July 2018 - June 2019	Attendance records of training	Actual attendees	Connecting companies looking for local suppliers and service providers
	S	2.3			Build on the strengths of the state's innovative and emerging industries							

Agency Name:

DEPARTMENT OF COMMERCE

Agency Code:

P320

Section:

50

Fiscal Year 2018-2019
Accountability Report

Strategic Planning and Performance Measurement Template												
Statewide Enterprise Strategic Objective	Type	Item #			Description	2018-19			Time Applicable	Data Source and Availability	Calculation Method	Meaningful Use of Measure
		Goal	Strategy	Measure		Base	Target	Actual				
	M			2.3.1	Number of site visits of existing South Carolina R&D companies	New	40	50	July 2018 - June 2019	Customer Relation Management System	Number of visits	Address innovative programs in the state
	M			2.3.2	Number of companies accepted into the 3Phase program	New	15	25	July 2018 - June 2019	Grantees	Actual companies	Address innovative programs in the state
Public Infrastructure and Economic Development	G			3	Increase the knowledge and available infrastructure in South Carolina							
	S			3.1	Work with local leaders to develop economic development “product,”							
	M			3.1.1	Add quality sites to revised building and sites database (LocateSC)	618	600	624	July 2018 - June 2019	LocateSC	Number of actual sites on LocateSC	Capacity building
	M			3.1.2	Add quality buildings to revised building and sites database (LocateSC)	302	275	294	July 2018 - June 2019	LocateSC	Number of industrial buildings on LocateSC	Capacity building
	S			3.2	Improve infrastructure of South Carolina Lower-Moderate Income (LMI) communities by making a suitable living environment more widely available.							
	M			3.2.1	Number of predominantly LMI communities who received CDBG funding for new or improved infrastructure, facilities or services	19	17	20	July 2018 - June 2019	Grantees	Actual grantees	Program impact
	M			3.2.2	Number of predominantly LMI communities who received CDBG funding for community and regional planning and coordination initiatives	40	40	40	July 2018 - June 2019	Grantees	Actual grantees	Program impact
	M			3.2.3	Number of predominantly LMI communities who received CDBG funding to preserve neighborhoods through revitalization, development or elimination of blight	11	7	15	July 2018 - June 2019	Grantees	Actual grantees	Program impact
	M			3.2.4	Number of LMI households who benefitted from CDBG funding by making existing affordable housing more sustainable by connecting units to public infrastructure	255	250	218	July 2018 - June 2019	Figures provided by grantees	Actual households	Program impact
	S			3.3	Provide timely, relevant, and up-to-date economic development training for local leadership and practitioners.							
	M			3.3.1	Meet or exceed the goal established by agency for number of attendees participating in agency sponsored training opportunities	470	450	520	July 2018 - June 2019	Attendance records of training	Actual attendees	Education of Stakeholders
	M			3.3.2	Economic development training provided by agency meeting the needs of attendees	4.7	4.5	4.8	July 2018 - June 2019	Evaluations completed by attendees of training	Current value, based on 5 point scale with 5 being the highest score. Average score per training class added together then divided by numbers of classes offered by agency.	Education of Stakeholders
Public Infrastructure and Economic Development	G			4	Serve as the connection for the business and education communities in order to prepare the workforce to meet industry demands							
	S			4.1	Facilitate the delivery of information, resources, and services to students and their parents, educators, employers in our local communities.							
	M			4.1.1	Number of educators receiving information, resources, and services at sponsored events	7,910	7,500	9,529	July 2018 - June 2019	Regional Workforce Advisors	Actual attendees	Education of Stakeholders
	M			4.1.2	Number of students receiving information, resources, and services at sponsored events	54,219	40,000	78,350	July 2018 - June 2019	Regional Workforce Advisors	Actual attendees	Education of Stakeholders
	M			4.1.3	Number of high schools participating in the Renaissance Manufacturing Initiative during the current period	203	200	230	July 2018 - June 2019	STEM Premier	Number participating	Capacity building
	M			4.1.4	Number of existing industries participating in the Renaissance Manufacturing Initiative during the current period	141	200	275	July 2018 - June 2019	STEM Premier	Number participating	Capacity building

Agency Name:

DEPARTMENT OF COMMERCE

Agency Code:

P320

Section:

50

Fiscal Year 2018-2019
Accountability Report

Strategic Planning and Performance Measurement Template												
Statewide Enterprise Strategic Objective	Type	Item #			Description	2018-19			Time Applicable	Data Source and Availability	Calculation Method	Meaningful Use of Measure
		Goal	Strategy	Measure		Base	Target	Actual				
	S	4.2			Facilitate Applied Research by partnering SC institutes of Higher Education with Companies and Partners to collaborate and find solutions to real-time business conditions							
	M			4.2.1	Numbers of Partners/Companies involved in grants funded in the current year with Applied Research Fund Dollars	New	15	17	July 2018 - June 2019	Grantees	Actual grantees	Program impact
	M			4.2.2	Funds Leveraged from grants funded in the current year with Applied Research Fund Dollars	New	1 to 1	1 to 1.86	July 2018 - June 2019	Grantees	Actual grantees	Program impact
Public Infrastructure and Economic Development	G	5			Manage agency assets to achieve agency goals and objectives							
	S	5.1			Manage agency assets to achieve agency goals and objectives							
	M			5.1.1	% of end of year state, earmarked, and restricted funds cash balance committed or obligated to future projects	98%	90%	98%	July 2018 - June 2019	SCEIS	Active obligations	Utilization of Funds

Agency Name:

DEPARTMENT OF COMMERCE

Agency Code:

P320

Section:

50

Fiscal Year 2019-2020
Accountability Report

Strategic Planning and Performance Measurement Template												
Statewide Enterprise Strategic Objective	Type	Item #			Description	2019-20			Time Applicable	Data Source and Availability	Calculation Method	Meaningful Use of Measure
		Goal	Strategy	Measure		Base	Target	Actual				
Public Infrastructure and Economic Development	G	1			Attract capital investment and job creation throughout South Carolina							
	S	1.1			Implement a targeted marketing strategy to promote new investment and job creation							
	M			1.1.1	Meet or Exceed capital investment goal established by agency	\$4.17 Billion	\$4.25 Billion		Jan 2019 - Dec 2019	Customer Relation Management System	Calculated from commitment letters from	Program impact
	M			1.1.2	Meet or Exceed jobs recruited goal established by agency	14,071	14,500		Jan 2019 - Dec 2019	Customer Relation Management System	Calculated from commitment letters from	Program impact
	M			1.1.3	South Carolina's ranking of the most business-friendly states in the U.S.	5th	10th		Jan 2019 - Dec 2019	Area Development's	Area Development's	Independent determination of Business Conditions
	M			1.1.4	South Carolina's ranking among the states of the number of estimated jobs created by Foreign Direct and Interstate Investment per million inhabitants	1st	10th		Jan 2019 - Dec 2019	IBM Global Business Services	IBM Global Business Services	Independent determination of FDI results
	S	1.2			Increase Emphasis on recruiting jobs to rural communities of SC							
	M			1.2.1	Meet or Exceed goal established by agency for jobs recruited in rural areas of SC.	2,734	3,000		Jan 2019 - Dec 2019	Customer Relation Management System	Counties designated as Tier III or Tier IV for Jobs Tax	Program impact
	M			1.2.2	Meet or Exceed % of jobs recruited in rural areas of SC as compared to % of labor pool residing in rural counties.	19%	19%		Jan 2019 - Dec 2019	Customer Relation Management System	Rural counties are identified as Tier III and IV Counties by	Program impact
Public Infrastructure and Economic Development	G	2			Build on the strengths of the state's existing, small, and emerging industries							
	S	2.1			Build on the strengths of the state's existing industries							
	M			2.1.1	Hold seminars with partners to increase existing businesses understanding of exporting and trade resources	248	185		July 2019 - June 2020	Attendance records of training	Actual attendees	Education of Small Businesses on export opportunities
	M			2.1.2	South Carolina's ranking of states in exports per capita	6th	7th		Jan 2019 - Dec 2019	US Department of Commerce	Statistic provided by US Department of Commerce	Program impact
	M			2.1.3	Number of companies visited as a result of the agency Existing Industry Visitation Program	543	450		July 2019 - June 2020	Customer Relation Management System	Number of visits	Program impact
	M			2.1.4	Hold stakeholder events for carpet, compost and plastics recycling market development	150	100		July 2019 - June 2020	Attendance records of training	Actual attendees	Education of Stakeholders
	M			2.1.5	Calls addressed by agency concerning recycling industry inquiries	259	250		July 2019 - June 2020	Customer Relation Management System	Number of inquiries	Connecting businesses to resources
	S	2.2			Build on the strengths of the state's small businesses							
	M			2.2.1	Calls addressed by agency concerning small business inquiries	347	300		July 2019 - June 2020	Customer Relation Management System	Number of inquiries	Connecting small businesses to resources
	M			2.2.2	Increase number of companies included in SourceSC database	1536	1650		July 2019 - June 2020	Customer Relation Management System	Actual number of companies included in	Connecting companies looking for suppliers to small businesses
	M			2.2.3	Host existing industry events for local suppliers and service providers to connect them with opportunities with state OEM's/Tier 1's	490	500		July 2019 - June 2020	Attendance records of training	Actual attendees	Connecting companies looking for local suppliers and service
	S	2.3			Build on the strengths of the state's innovative and emerging industries							
	M			2.3.1	Year over year growth in Scribble Brand	New	50%		July 2019 - June 2020	Marketing Analytics	Number of users to platform	Program Impact
	M			2.3.2	Number of innovation ecosystem strategy, networking, and building events	New	12		July 2019 - June 2020			Address innovative programs in the state
	M			2.3.3	Number of companies accepted into the 3Phase program	25	15		July 2019 - June 2020	Grantees	Actual companies	Address innovative programs in the state

Agency Name:

DEPARTMENT OF COMMERCE

Agency Code:

P320

Section:

50

Fiscal Year 2019-2020
Accountability Report

Strategic Planning and Performance Measurement Template												
Statewide Enterprise Strategic Objective	Type	Item #			Description	2019-20			Time Applicable	Data Source and Availability	Calculation Method	Meaningful Use of Measure
		Goal	Strategy	Measure		Base	Target	Actual				
Public Infrastructure and Economic Development	G	3			Increase the knowledge and available infrastructure in South Carolina through workforce and community development							
	S	3.1			Work with local leaders to develop economic development “product,” such as speculative buildings, industrial sites and parks to ensure that communities have available properties for investors and job creators							
	M		3.1.1		Add quality sites to revised building and sites database (LocateSC)	624	600		July 2019 - June 2020	LocateSC	Number of actual sites on LocateSC	Capacity building
	M		3.1.2		Add quality buildings to revised building and sites database (LocateSC)	294	275		July 2019 - June 2020	LocateSC	Number of industrial buildings on LocateSC	Capacity building
	S	3.2			Improve infrastructure of South Carolina Lower-Moderate Income (LMI) communities by making a suitable living environment more widely available.							
	M		3.2.1		Number of predominantly LMI communities who received CDBG funding for new or improved infrastructure, facilities or services	20	15		July 2019 - June 2020	Grantees	Actual grantees	Program impact
	M		3.2.2		Number of predominantly LMI communities who received CDBG funding for community and regional planning and coordination initiatives	40	40		July 2019 - June 2020	Grantees	Actual grantees	Program impact
	M		3.2.3		Number of predominantly LMI communities who received CDBG funding to preserve neighborhoods through revitalization, development or elimination of blight	15	10		July 2019 - June 2020	Grantees	Actual grantees	Program impact
	M		3.2.4		Number of LMI households who benefitted from CDBG funding by making existing affordable housing more sustainable by connecting units to public infrastructure	218	100		July 2019 - June 2020	Figures provided by grantees	Actual households	Program impact
	S	3.3			Provide timely, relevant, and up-to-date economic development training for local leadership and practitioners.							
	M		3.3.1		Meet or exceed the goal established by agency for number of attendees participating in agency sponsored training opportunities	520	450		July 2019 - June 2020	Attendance records of training	Actual attendees	Education of Stakeholders
	M		3.3.2		Economic development training provided by agency meeting the needs of attendees	4.8	4.5		July 2019 - June 2020	Evaluations completed by attendees of	Current value, based on 5 point scale with 5 being the	Education of Stakeholders
Public Infrastructure and Economic Development	G	4			Serve as the connection for the business and education communities in order to prepare the workforce to meet industry demands							
	S	4.1			Facilitate the delivery of information, resources, and services to students and their parents, educators, employers in our local communities.							
	M		4.1.1		Number of educators receiving information, resources, and services at sponsored events	9,529	8,000		July 2019 - June 2020	Regional Workforce Advisors	Actual attendees	Education of Stakeholders
	M		4.1.2		Number of students receiving information, resources, and services at sponsored events	78,350	42,500		July 2019 - June 2020	Regional Workforce Advisors	Actual attendees	Education of Stakeholders
	M		4.1.3		Number of high schools and technical colleges participating in the Renaissance Manufacturing Initiative during the current period	230	225		July 2019 - June 2020	STEM Premier	Number participating	Capacity building
	M		4.1.4		Number of existing industries participating in the Renaissance Manufacturing Initiative during the current period	275	225		July 2019 - June 2020	STEM Premier	Number participating	Capacity building
	S	4.2			Facilitate Applied Research by partnering SC institutes of Higher Education with Companies and Partners to collaborate and find solutions							
	M		4.2.1		Numbers of Partners/Companies involved in grants funded in the current year with Applied Research Fund Dollars	17	20		July 2019 - June 2020	Grantees	Actual grantees	Program impact
	M		4.2.2		Funds Leveraged from grants funded in the current year with Applied Research Fund Dollars	1 to 1.86	1 to 1.1		July 2019 - June 2020	Grantees	Actual grantees	Program impact
Public Infrastructure and Economic Development	G	5			Manage agency assets to achieve agency goals and objectives							

Agency Name:

DEPARTMENT OF COMMERCE

Agency Code:

P320

Section:

50

Fiscal Year 2019-2020
Accountability Report

Strategic Planning and Performance Measurement Template												
Statewide Enterprise Strategic Objective	Type	Item #			Description	2019-20			Time Applicable	Data Source and Availability	Calculation Method	Meaningful Use of Measure
		Goal	Strategy	Measure		Base	Target	Actual				
	S	5.1			Manage agency assets to achieve agency goals and objectives							
	M	5.1.1			% of end of year state, earmarked, and restricted funds cash balance committed or obligated to future projects	98%	90%		July 2019 - June 2020	SCEIS	Active obligations	Utilization of Funds

Agency Name:		DEPARTMENT OF COMMERCE								Fiscal Year 2018-2019 Accountability Report	
Agency Code:		P320		Section:		050					
Program Template											
Program/Title	Purpose	FY 2018-19 Expenditures (Actual)				FY 2019-20 Expenditures (Projected)				Associated Measure(s)	
		General	Other	Federal	TOTAL	General	Other	Federal	TOTAL		
I. Administration & Support	To support the agency with legal, finance, budget, information technology and human resources services.	\$ 1,404,226	\$ 374,431		\$ 1,778,657	\$ 1,406,131	\$ 288,500		\$ 1,694,631	5.1.1	
II.A. Global Business Development	To recruit new and existing expansions and locations; to increase the capital investment and number of jobs in South Carolina.	\$ 4,333,949	\$ 109,759		\$ 4,443,708	\$ 4,691,422	\$ 110,000		\$ 4,801,422	1.1.1,1.1.2,1.1.3,1.1.4,1.2.1,1.2.2	
II.B. Small Business and Existing Industry	To help South Carolina companies both large and small achieve peak performance by bringing together professionals who offer a wealth of experience in key areas to offer a dynamic approach that helps businesses and communities prosper.	\$ 1,717,013	\$ 292,608	\$ 247,533	\$ 2,257,154	\$ 1,864,691	\$ 363,000	\$ 250,000	\$ 2,477,691	1.1.3,2.1.1,2.1.2,2.1.3,2.1.4,2.1.5,2.2.1,2.2.2,2.2.3	
II.C. Community & Rural Development	To assist local leaders in achieving success for their communities through product development, asset development and leadership and community investment.	\$ 9,120,954	\$ 3,286,977		\$ 12,407,931	\$ 18,648,905	\$ 8,167,595		\$ 26,816,500	3.1.1,3.1.2,3.3.1,3.3.2	
II.D Marketing, Communications and Research	To develop marketing strategies utilizing the State’s brand in recruiting industry and attracting investments to the State. To provide real-time, accurate data, information, and research to support the mission of the agency in recruiting industry and attracting investments to the State.	\$ 1,694,224			\$ 1,694,224	\$ 2,034,504			\$ 2,034,504	1.1.1,1.1.2,1.1.3,1.1.4,1.2.1,1.2.2	
II.E.1 Grant Programs - Coordinating Council for Economic Development	To assist with economic development projects that will represent new jobs and capital investment in the state, either as a result of new business locations or existing business retention and expansion.	\$ 32,122,978	\$ 40,825,257		\$ 72,948,235	\$ 28,300,000	\$ 80,344,015		\$ 108,644,015	1.1.1,1.1.2,1.1.4,1.2.1,1.2.2	
II.E.2 Grant Programs - Community Development Block Grant	To assist communities with grants for infrastructure, housing, economic development and planning.	\$ 434,441	\$ 1,444,146	\$ 18,887,229	\$ 20,765,816	\$ 477,500		\$ 19,099,000	\$ 19,576,500	3.2.1,3.2.2,3.2.3,3.2.4	
II.E.3 Grant Programs - Community Development Block Grant - Disaster Recovery	To assist eligible citizens and communities affected by the 2015 floods and 2016 Hurricane Matthew by administering and deploying the CDBG- Disaster Recovery funds available to the state.			\$ 36,205,964	\$ 36,205,964				\$ -	Transferred to Department of Administration	
II.F Regional Education Centers	To work with business community and educational system to bridge the gap between our education system and our workforce needs.	\$ 3,161,142	\$ 2,804,309		\$ 5,965,451	\$ 4,189,001	\$ 4,515,033		\$ 8,704,034	4.1.1,4.1.2,4.1.3,4.1.4,4.2.1,4.2.2	
II.G Innovation/Emerging Industries	To support the growth of the state’s high-tech and high-growth industry under the goals of the SC Innovation Plan.	\$ 1,305,955			\$ 1,305,955	\$ 1,827,251			\$ 1,827,251	2.3.1, 2.3.2, 2.3.3	

Agency Name: DEPARTMENT OF COMMERCE

Fiscal Year 2018-2019
Accountability Report

Agency Code: P320 Section: 050

Program Template

Program/Title	Purpose	FY 2018-19 Expenditures (Actual)				FY 2019-20 Expenditures (Projected)				Associated Measure(s)
		General	Other	Federal	TOTAL	General	Other	Federal	TOTAL	
All Other Items	Regional Economic Development Organizations, SC Manufacturing Extension Partnership, Military Base Task Force, Shared Resources, Council on Competitiveness, Small Business Development Centers, Economic Development Hubs and Community Development Infrastructure and the Town of Lamar.	\$ 8,766,040	\$ 117,398		\$ 8,883,438	\$ 8,047,727	\$ 141,500		\$ 8,189,227	1.1.3, 2.1.3
Totals		\$ 64,060,922	\$ 49,254,885	\$ 55,340,726	\$ 168,656,533	\$ 71,487,132	\$ 93,929,643	\$ 19,349,000	\$ 184,765,775	

Agency Name: DEPARTMENT OF COMMERCE

Fiscal Year 2018-2019
Accountability Report

Agency Code: P320 Section: 050

Legal Standards Template

Item #	Law Number	Jurisdiction	Type of Law	Statutory Requirement and/or Authority Granted	Does this law specify who your agency must or may serve? (Y/N)	Does the law specify a product or service your agency must or may provide?	If yes, what type of service or product?	If other service or product, please specify what service or product.
1	13-1-10	State	Statute	Establishes DOC as an agency to be comprised of various divisions, such divisions to have the functions and powers as provided for by law.	No	No		
2	13-1-20	State	Statute	Establishes purpose of DOC to conduct statewide program to stimulate economic activity, manage business affairs of Savannah Valley Development Division, develop, public railways system, and enhance economic growth via strategic planning and coordination.	No	No		
3	13-1-25	State	Statute	Clarifies that all funds use by DOC regardless of source are public monies for all purposes; establishes reporting requirements each fund during previous calendar year; provides exemption for expenditures for ongoing negotiations with industry or business until next calendar year.	No	No		
4	13-1-30	State	Statute	Establishes Secretary to be appointed by Governor and confirmed by Senate and who shall have authority to appoint an executive director and directors of each division of agency, all to serve the pleasure of the secretary.	No	No		
5	13-1-40	State	Statute	Establishes the Secretary's authority to appoint advisory councils.	No	No		
6	13-1-45	State	Statute	Establishes SC Water and Wastewater Infrastructure Fund and criteria for funds implementation. Program funded from Tobacco Settlement Proceeds and has been completed.	No	No		
7	13-150	State	Statute	Establishes annual audit of DOC.	No	Yes	Report our agency must/may provide	Annual Audit
8	13-1-380	State	Statute	Establishes the Recycling Development Advisory Council and its functions.	Yes	Yes	Other service or product our agency must/may provide	Establish RDMAC
9	13-1-1710	State	Statute	Creates the Coordinating Council for Economic Development with the Secretary of Commerce as Chair and the heads of ten other agencies as members.	No	No		
10	13-1-1720	State	Statute	Establishes the purposes and duties of the Council.	No	Yes	Other service or product our agency must/may provide	Establish CCED
11	13-1-1730	State	Statute	Establishes annual reporting requirement.	No	Yes	Other service or product our agency must/may provide	Annual reporting requirements
12	13-1-1740	State	Statute	Council to make recommendations to Governor, General Assembly, and Budget & Control Board as to economic development programs, policies, and appropriations.	No	No		
13	13-1-1750	State	Statute	Council to be funded by members agencies (proviso allows Council administration to be funded from programmatic funds); Council make establish technical advisory committees and shall use data available from DOT, universities, and other agencies relevant to economic development and growth in SC.	No	No		
14	13-1-1760	State	Statute	Council shall not infringe on authority of members agencies.	No	No		
15	13-1-1810	State	Statute	Transfers the powers and duties of Regional Education Centers (REC) to DOC.	No	No		
16	13-1-1820	State	Statute	Establishes that DOC will provide oversight to RECs; provides primary responsibilities of RECs; requires each REC to have a career development facilitator; requires provision of data and reports as requested by DOC; provides that RECs must conform to requirements of Local Workforce Investment Areas as established by SC Workforce Investment Act and have a board with meeting statutory requirements. RECs shall include one-stop shops, workforce investment boards, tech prep consortia, and regional technology centers.	Yes	Yes	Other service or product our agency must/may provide	Establishes oversight and responsibilities of the RECs
17	13-1-1840	State	Statute	Requires SCDEW, and State Tech, and Department of Education to assist DOC in planning and promoting career information and employment options and preparation programs and in the establishment of RECs.	No	No		
18	13-1-2030	State	Statute	Create the "Coordinating Council For Workforce Development" to meet certain current and future workforce needs, to provide for the members of the coordinating council, and to establish the duties of the council.	Yes	Yes	Other service or product our agency must/may provide	Establish CCWD

Item #	Law Number	Jurisdiction	Type of Law	Statutory Requirement and/or Authority Granted	Does this law specify who your agency must or may serve? (Y/N)	Does the law specify a product or service your agency must or may provide?	<i>If yes, what type of service or product?</i>	<i>If other service or product, please specify what service or product.</i>
19	Housing & Community Development Act of 1974 and associated regulations found in Title 24, Housing & Urban Development, Part 570, Community Development Block Grants.	Federal	Statute	Establishes programmatic framework for Community Development Block Grant Program administered by DOC.	Yes	No		
20	Proviso 50.1	State	Proviso	Any proceeds from the sale of publications may be retained in the agency.	No	No		
21	Proviso 50.2	State	Proviso	This proviso allows the Coordinating Council for Economic Development the ability to utilize up to ten percent of the Set Aside Fund for administrative program costs and business recruitment and retention and \$60,000 of the Set Aside Fund to be used for GIS related expenditures and any remaining balance at the end of this fiscal year to be carried forward to next year.	No	No		
22	Proviso 50.3	State	Proviso	This proviso allows the Coordinating Council for Economic Development the authority to transfer economic development funds at its disposal to the Closing Fund.	No	No		
23	Proviso 50.4	State	Proviso	Allows the carry forward of funds collected from SC companies for trade shows.	No	No		
24	Proviso 50.5	State	Proviso	Requires the establishment of a Special Events Advisory Committee and expenditure and reporting guidelines.	No	No		
25	Proviso 50.6	State	Proviso	Revenue received from the sublease on non-state owned office space may be retained and expended to offset the cost of the department's leased office space.	No	No		
26	Proviso 50.7	State	Proviso	The department may charge a fee for ad sales in department authorized publications and may use these fees to offset the cost of printing and production of the publications. Any revenue generated above the actual cost shall be remitted to the General Fund.	No	No		
27	Proviso 50.8	State	Proviso	The Secretary of Commerce shall be authorized to appoint the staff of the department's foreign offices on a contractual basis on such terms as the Secretary deems appropriate, subject to review by the Office of Human Resources of the Budget and Control Board.	No	No		
28	Proviso 50.9	State	Proviso	Requires the transfer of \$500,000 shall be made available for the routing, planning and construction of I-73.	Yes	Yes	Distribute funding to another entity	Transfer to DOT for I-73
29	Proviso 50.10	State	Proviso	In order to encourage and facilitate economic development, funds appropriated for the Closing Fund for competitive recruitment purposes shall be used as approved by the Coordinating Council for Economic Development. Any unexpended at the end of the prior fiscal year may be carried forward and expended in the current fiscal year by the Department of Commerce for the same purposes	No	No		
30	Proviso 50.11	State	Proviso	Application fees received by the department must be deposited within five business days from the Coordinating Council application approval date.	No	No		
31	Proviso 50.12	State	Proviso	The Recycling Market Development Advisory Council must submit an annual report outlining recycling activities to the Governor and members of the General Assembly by March fifteenth each year.	Yes	Yes	Report our agency must/may provide	Annual RMDAC reporting
32	Proviso 50.13	State	Proviso	Establishes the guidelines for the disbursement of funds related to the Regional Economic Development Organizations.	Yes	Yes	Distribute funding to another entity	Regional Economic Development Organizations
33	Proviso 50.14	State	Proviso	Establishes the guidelines for funds authorized to the SC Mfg Extension Partnership.	Yes	Yes	Distribute funding to another entity	SCMEP
34	Proviso 50.15	State	Proviso	Establishes the guidelines for the disbursement of funds related to the Business Incubator/Innovation Program.	Yes	No		

Item #	Law Number	Jurisdiction	Type of Law	Statutory Requirement and/or Authority Granted	Does this law specify who your agency must or may serve? (Y/N)	Does the law specify a product or service your agency must or may provide?	<i>If yes, what type of service or product?</i>	<i>If other service or product, please specify what service or product.</i>
35	Proviso 50.16	State	Proviso	Establishes the guidelines for the disbursement of funds related to the Council on Competitiveness.	Yes	Yes	Distribute funding to another entity	Council on Competitiveness
36	Proviso 50.17	State	Proviso	This proviso allows certain grant programs to be carried forward from the current fiscal year for the same purpose.	No	No		
37	Proviso 50.18	State	Proviso	This proviso allows the Division of Public Railways to close any street or road on or in the vicinity of the former Charleston Navy Base to the extent necessary to implement the Navy Base Intermodal Facility. This closure shall not deny access to any property owners abutting the closed section of the street or road, or in the event access is denied, alternate access shall be provided.	No	No		
38	Proviso 50.19	State	Proviso	This proviso allows certain funds to be used for state-owned rail infrastructure projects.	No	No		
39	Proviso 50.20	State	Proviso	This proviso allows the Navy Base Intermodal Facility to be considered a distribution facility for the purpose of sales tax exemptions.	No	No		
40	13-1-310	State	Statute	Establishes Division of Development from former State Development Board; provides for powers and duties, among other things. (This Division encompasses the primary economic development mission of DOC.)	No	No		
41	13-1-320	State	Statute	Establishes objectives of the Division of State Development	No	Yes	Other service or product our agency must/may provide	Economic Development
42	13-1-330	State	Statute	Establishes bureaus within the Division of State Development	No	No		
43	13-1-340	State	Statute	Establishes Director of Division of State Development duties, powers and responsibilities.	No	No		
44	13-1-350	State	Statute	Establishes Director of Division of State Development duties related to former boards and commissions	No	No		
45	13-1-360	State	Statute	Confidentiality of information	No	No		
46	13-1-610	State	Statute	Establishes the Division of Savannah Valley Development and all of its powers, functions, and duties. NOTE: All assets of the Savannah Valley Division were transferred to DNR and other local entities after approval by the Budget and Control Board. Division remains in existence because it is the legal obligor on a note with the STO regarding Savannah Lakes Village, which is being paid from homeowner fees/taxes. This Note was paid off in January of 2016.	No	No		
47	13-1-620	State	Statute	Establishes the Division of Savannah Valley Development and all of its powers, functions, and duties. NOTE: All assets of the Savannah Valley Division were transferred to DNR and other local entities after approval by the Budget and Control Board. Division remains in existence because it is the legal obligor on a note with the STO regarding Savannah Lakes Village, which is being paid from homeowner fees/taxes. This Note was paid off in January of 2016.	No	No		
48	13-1-630	State	Statute	Establishes the Division of Savannah Valley Development and all of its powers, functions, and duties. NOTE: All assets of the Savannah Valley Division were transferred to DNR and other local entities after approval by the Budget and Control Board. Division remains in existence because it is the legal obligor on a note with the STO regarding Savannah Lakes Village, which is being paid from homeowner fees/taxes. This Note was paid off in January of 2016.	No	No		
49	13-1-640	State	Statute	Establishes the Division of Savannah Valley Development and all of its powers, functions, and duties. NOTE: All assets of the Savannah Valley Division were transferred to DNR and other local entities after approval by the Budget and Control Board. Division remains in existence because it is the legal obligor on a note with the STO regarding Savannah Lakes Village, which is being paid from homeowner fees/taxes. This Note was paid off in January of 2016.	No	No		

Item #	Law Number	Jurisdiction	Type of Law	Statutory Requirement and/or Authority Granted	Does this law specify who your agency must or may serve? (Y/N)	Does the law specify a product or service your agency must or may provide?	<i>If yes, what type of service or product?</i>	<i>If other service or product, please specify what service or product.</i>
50	13-1-650	State	Statute	Establishes the Division of Savannah Valley Development and all of its powers, functions, and duties. NOTE: All assets of the Savannah Valley Division were transferred to DNR and other local entities after approval by the Budget and Control Board. Division remains in existence because it is the legal obligor on a note with the STO regarding Savannah Lakes Village, which is being paid from homeowner fees/taxes. This Note was paid off in January of 2016.	No	No		
51	13-1-660	State	Statute	Establishes the Division of Savannah Valley Development and all of its powers, functions, and duties. NOTE: All assets of the Savannah Valley Division were transferred to DNR and other local entities after approval by the Budget and Control Board. Division remains in existence because it is the legal obligor on a note with the STO regarding Savannah Lakes Village, which is being paid from homeowner fees/taxes. This Note was paid off in January of 2016.	No	No		
52	13-1-670	State	Statute	Establishes the Division of Savannah Valley Development and all of its powers, functions, and duties. NOTE: All assets of the Savannah Valley Division were transferred to DNR and other local entities after approval by the Budget and Control Board. Division remains in existence because it is the legal obligor on a note with the STO regarding Savannah Lakes Village, which is being paid from homeowner fees/taxes. This Note was paid off in January of 2016.	No	No		
53	13-1-680	State	Statute	Establishes the Division of Savannah Valley Development and all of its powers, functions, and duties. NOTE: All assets of the Savannah Valley Division were transferred to DNR and other local entities after approval by the Budget and Control Board. Division remains in existence because it is the legal obligor on a note with the STO regarding Savannah Lakes Village, which is being paid from homeowner fees/taxes. This Note was paid off in January of 2016.	No	No		
54	13-1-690	State	Statute	Establishes the Division of Savannah Valley Development and all of its powers, functions, and duties. NOTE: All assets of the Savannah Valley Division were transferred to DNR and other local entities after approval by the Budget and Control Board. Division remains in existence because it is the legal obligor on a note with the STO regarding Savannah Lakes Village, which is being paid from homeowner fees/taxes. This Note was paid off in January of 2016.	No	No		
55	13-1-700	State	Statute	Establishes the Division of Savannah Valley Development and all of its powers, functions, and duties. NOTE: All assets of the Savannah Valley Division were transferred to DNR and other local entities after approval by the Budget and Control Board. Division remains in existence because it is the legal obligor on a note with the STO regarding Savannah Lakes Village, which is being paid from homeowner fees/taxes. This Note was paid off in January of 2016.	No	No		
56	13-1-710	State	Statute	Establishes the Division of Savannah Valley Development and all of its powers, functions, and duties. NOTE: All assets of the Savannah Valley Division were transferred to DNR and other local entities after approval by the Budget and Control Board. Division remains in existence because it is the legal obligor on a note with the STO regarding Savannah Lakes Village, which is being paid from homeowner fees/taxes. This Note was paid off in January of 2016.	No	No		
57	13-1-720	State	Statute	Establishes the Division of Savannah Valley Development and all of its powers, functions, and duties. NOTE: All assets of the Savannah Valley Division were transferred to DNR and other local entities after approval by the Budget and Control Board. Division remains in existence because it is the legal obligor on a note with the STO regarding Savannah Lakes Village, which is being paid from homeowner fees/taxes. This Note was paid off in January of 2016.	No	No		

Item #	Law Number	Jurisdiction	Type of Law	Statutory Requirement and/or Authority Granted	Does this law specify who your agency must or may serve? (Y/N)	Does the law specify a product or service your agency must or may provide?	<i>If yes, what type of service or product?</i>	<i>If other service or product, please specify what service or product.</i>
58	13-1-730	State	Statute	Establishes the Division of Savannah Valley Development and all of its powers, functions, and duties. NOTE: All assets of the Savannah Valley Division were transferred to DNR and other local entities after approval by the Budget and Control Board. Division remains in existence because it is the legal obligor on a note with the STO regarding Savannah Lakes Village, which is being paid from homeowner fees/taxes. This Note was paid off in January of 2016.	No	No		
59	13-1-740	State	Statute	Establishes the Division of Savannah Valley Development and all of its powers, functions, and duties. NOTE: All assets of the Savannah Valley Division were transferred to DNR and other local entities after approval by the Budget and Control Board. Division remains in existence because it is the legal obligor on a note with the STO regarding Savannah Lakes Village, which is being paid from homeowner fees/taxes. This Note was paid off in January of 2016.	No	No		
60	13-1-750	State	Statute	Establishes the Division of Savannah Valley Development and all of its powers, functions, and duties. NOTE: All assets of the Savannah Valley Division were transferred to DNR and other local entities after approval by the Budget and Control Board. Division remains in existence because it is the legal obligor on a note with the STO regarding Savannah Lakes Village, which is being paid from homeowner fees/taxes. This Note was paid off in January of 2016.	No	No		
61	13-1-760	State	Statute	Establishes the Division of Savannah Valley Development and all of its powers, functions, and duties. NOTE: All assets of the Savannah Valley Division were transferred to DNR and other local entities after approval by the Budget and Control Board. Division remains in existence because it is the legal obligor on a note with the STO regarding Savannah Lakes Village, which is being paid from homeowner fees/taxes. This Note was paid off in January of 2016.	No	No		
62	13-1-770	State	Statute	Establishes the Division of Savannah Valley Development and all of its powers, functions, and duties. NOTE: All assets of the Savannah Valley Division were transferred to DNR and other local entities after approval by the Budget and Control Board. Division remains in existence because it is the legal obligor on a note with the STO regarding Savannah Lakes Village, which is being paid from homeowner fees/taxes. This Note was paid off in January of 2016.	No	No		
63	13-1-780	State	Statute	Establishes the Division of Savannah Valley Development and all of its powers, functions, and duties. NOTE: All assets of the Savannah Valley Division were transferred to DNR and other local entities after approval by the Budget and Control Board. Division remains in existence because it is the legal obligor on a note with the STO regarding Savannah Lakes Village, which is being paid from homeowner fees/taxes. This Note was paid off in January of 2016.	No	No		
64	13-1-790	State	Statute	Establishes the Division of Savannah Valley Development and all of its powers, functions, and duties. NOTE: All assets of the Savannah Valley Division were transferred to DNR and other local entities after approval by the Budget and Control Board. Division remains in existence because it is the legal obligor on a note with the STO regarding Savannah Lakes Village, which is being paid from homeowner fees/taxes. This Note was paid off in January of 2016.	No	No		
65	13-1-800	State	Statute	Establishes the Division of Savannah Valley Development and all of its powers, functions, and duties. NOTE: All assets of the Savannah Valley Division were transferred to DNR and other local entities after approval by the Budget and Control Board. Division remains in existence because it is the legal obligor on a note with the STO regarding Savannah Lakes Village, which is being paid from homeowner fees/taxes. This Note was paid off in January of 2016.	No	No		

Item #	Law Number	Jurisdiction	Type of Law	Statutory Requirement and/or Authority Granted	Does this law specify who your agency must or may serve? (Y/N)	Does the law specify a product or service your agency must or may provide?	<i>If yes, what type of service or product?</i>	<i>If other service or product, please specify what service or product.</i>
66	13-1-810	State	Statute	Establishes the Division of Savannah Valley Development and all of its powers, functions, and duties. NOTE: All assets of the Savannah Valley Division were transferred to DNR and other local entities after approval by the Budget and Control Board. Division remains in existence because it is the legal obligor on a note with the STO regarding Savannah Lakes Village, which is being paid from homeowner fees/taxes. This Note was paid off in January of 2016.	No	No		
67	13-1-1310	State	Statute	Establishes the Division of Public Railways as a lump sum agency of DOC and all of its powers, functions and duties, including the power to issue revenue bonds and extend rail operations subject to approval of the SFAA.	Yes	Yes	Other service or product our agency must/may provide	Public Rail services
68	13-1-1320	State	Statute	Establishes definitions for Division of Public Railways	No	No		
69	13-1-1330	State	Statute	Establishes the powers and duties of Director of division.	Yes	Yes	Other service or product our agency must/may provide	Public Rail services
70	13-1-1340	State	Statute	Transfers certain common carrier switching operations to division	No	No		
71	13-1-1350	State	Statute	Establishes power of Director to extend division's operations.	No	No		
72	13-1-1355	State	Statute	Establishes approval requirements for transfer of certain railroad equipment	No	No		
73	13-1-1360	State	Statute	Establishes that bonds of division to be limited obligations.	No	No		
74	13-1-1370	State	Statute	Bonds to be secured by pledge of division revenues.	No	No		
75	13-1-1380	State	Statute	Establishes contract terms for construction and equipment.	No	No		
76	13-1-1390	State	Statute	Establishes required steps prior to acquisition of railroads and equipment.	No	No		
77	13-1-1400	State	Statute	Establishes the power of Director over disbursement of bond proceeds.	No	No		
78	13-1-1410	State	Statute	Requires the financial records of additional acquisitions to be kept separately.	No	No		
79	13-1-1420	State	Statute	Application of proceeds from sale of bonds.	No	No		
80	13-1-1430	State	Statute	Establishes requirements necessary to refunding of bonds.	No	No		
81	13-1-1440	State	Statute	Bonds to be lawful investments.	No	No		
82	13-1-1450	State	Statute	Bonds, revenue, and property of division to be tax exempt.	No	No		
83	13-1-1460	State	Statute	Approval of State Fiscal Accountability Authority as prerequisite to issuance of bonds; procedure.	No	No		
84	13-1-1470	State	Statute	Director not subject to other limitations	No	No		
85	13-1-1480	State	Statute	Division to hold title to assets and account for revenues; funds to be held in separate accounts.	No	No		

Agency Name:	DEPARTMENT OF COMMERCE
--------------	------------------------

Fiscal Year 2018-2019
Accountability Report

Agency Code and Section:	P320	50
--------------------------	------	----

Customer Template

Service/Product Provided to Customers	Customer Segments	<u>Specify only for the following Segments: (1) Industry: Name; (2) Professional Organization: Name; (3) Public: Demographics.</u>	Divisions or Major Programs	Description
To provide a business environment and climate that promotes economic development within our state.	Industry	Various	II.B. Small Business and Existing Industry	Existing and emerging industries within the state
To provide a business environment and climate that promotes economic development within our state.	Industry	Various	II.G Innovation/Emerging Industries	Existing and emerging industries within the state
To provide a business environment and climate that promotes economic development within our state.	Industry	Various	II.B. Small Business and Existing Industry	Small business community
To provide a business environment and climate that promotes economic development within our state.	Industry	Various	II.G Innovation/Emerging Industries	Small business community
To provide a business environment and climate that promotes economic development within our state.	Industry	Various	II.A. Global Business Development	National and international businesses making a location decision
To provide a business environment and climate that promotes economic development within our state.	Industry	Various	II.D Marketing, Communications and Research	National and international businesses making a location decision
To provide a business environment and climate that promotes economic development within our state.	Industry	Various	II.E.1 Grant Programs - Coordinating Council for Economic Development	National and international businesses making a location decision
To provide a business environment and climate that promotes economic development within our state.	Industry	Various	II.A. Global Business Development	Site selection consultants
To provide a business environment and climate that promotes economic development within our state.	Industry	Various	II.D Marketing, Communications and Research	Site selection consultants
To provide a business environment and climate that promotes economic development within our state.	Industry	Various	II.E.1 Grant Programs - Coordinating Council for Economic Development	Site selection consultants
To provide a business environment and climate that promotes economic development within our state.	Local Govts.	Various	II.C. Community & Rural Development	Communities seeking jobs and investment
To provide a business environment and climate that promotes economic development within our state.	Local Govts.	Various	II.E.1 Grant Programs - Coordinating Council for Economic Development	Communities seeking jobs and investment
To provide a business environment and climate that promotes economic development within our state.	Local Govts.	Various	II.E.2 Grant Programs - Community Development Block Grant	Communities seeking jobs and investment
To provide a business environment and climate that promotes economic development within our state.	Local Govts.	Various	II.F Regional Education Centers	Communities seeking jobs and investment
To provide technical assistance and grants to improve the inventory and infrastructure available for economic development.	Local Govts.	Various	II.C. Community & Rural Development	Communities seeking funding for economic development and/or infrastructure needs
To provide technical assistance and grants to improve the inventory and infrastructure available for economic development.	Local Govts.	Various	II.E.1 Grant Programs - Coordinating Council for Economic Development	Communities seeking funding for economic development and/or infrastructure needs
To provide technical assistance and grants to improve the inventory and infrastructure available for economic development.	Local Govts.	Various	II.E.2 Grant Programs - Community Development Block Grant	Communities seeking funding for economic development and/or infrastructure needs

Agency Name:	DEPARTMENT OF COMMERCE
---------------------	-------------------------------

Fiscal Year 2018-2019
Accountability Report

Agency Code and Section:	P320	050
---------------------------------	-------------	------------

Partner Template

Name of Partner Entity	Type of Partner Entity	Description of Partnership	Associated Goal(s)
Regional Economic Development Organizations	Non-Governmental Organization	Business Development	1& 2
Local Government Economic Development Offices	Local Government	Business Development	1& 2
South Carolina Rural Infrastructure Authority	State Government	Product Development and Administrative Collaboration	1-3
South Carolina Parks, Recreation and Tourism	State Government	Marketing the State with Palmetto Partners/Just Right	1-3
South Carolina Ports Authority	State Government	Exporting/Business Development	1-3
Forestry Commission	State Government	Agribusiness Project Management	1-3
SC Department of Agriculture	State Government	Agribusiness Project Management	1-3
Department of Employment and Workforce	State Government	Workforce	4
Department of Transportation	State Government	Infrastructure	3
Department of Health and Environmental Control	State Government	Permitting and Recycling	2
Jobs Economic Development Alliance	State Government	Shared Resources Agreement	1-3
The Governor's Office	State Government	Leadership/Business Development	1-5
South Carolina Manufacturing Extension Partnership	Non-Governmental Organization	Existing Industries	2
Council on Competitiveness	Non-Governmental Organization	Development of the Aerospace, Technology and TDL (Transportation, Distribution, and Logistics) Sectors.	1-3
Small Business Development Centers	Non-Governmental Organization	Assistance to Small Businesses	2
South Carolina Research Authority	State Government	Research/Applied Research Center/Innovation	1-4
South Carolina Technical College System	State Government	ReadySC/Workforce	1-4
South Carolina Association of Community & Economic Development	Non-Governmental Organization	Small Business and Community Development	1-3

Agency Name: DEPARTMENT OF COMMERCE

Fiscal Year 2018-2019
Accountability Report

Agency Code and Section: P320 050

Partner Template

Name of Partner Entity	Type of Partner Entity	Description of Partnership	Associated Goal(s)
South Carolina Automotive Council	Non-Governmental Organization	Assistance with Automotive Manufacturing Sector	1-3
State Historic Preservation Office	State Government	Permitting and Development	3
South Carolina General Assembly	State Government	Leadership/Business Development	1-5
South Carolina Association of Counties	Non-Governmental Organization	Community Development	3
Municipal Association of South Carolina	Non-Governmental Organization	Community Development	3
South Carolina Chamber of Commerce	Non-Governmental Organization	Small Business and Existing Industries	1-3
South Carolina Manufacturers Alliance	Non-Governmental Organization	Small Business and Existing Industries	1-3
US Army Corp of Engineers	Federal Government	Permitting	1&3
South Carolina Department of Revenue	State Government	Audit of Job Development Tax Credits and Administrative Collaboration	1-3
SCBIO	Non-Governmental Organization	Assistance with the Life Science Industry Sector	1-3
Carolina Virginia’s Minority Supplier Development Council (CVMSDC)	Non-Governmental Organization	Small Business and Community Development	2&3
Greater Women’s Business Council (GWBC)	Non-Governmental Organization	Small Business and Community Development	2&3
HUD	Federal Government	Community Development	2&3
Small Business Administration	Federal Government	Small Business and Disaster Recovery	2&3
SCEDA	Non-Governmental Organization	Business Development	1-5

Agency Name:	DEPARTMENT OF COMMERCE		
Agency Code:	P320	Section:	050

Fiscal Year 2018-2019
Accountability Report

Report and External Review Template

Item	Is this a Report, Review, or both?	Report or Review Name	Name of Entity Requesting the Report or Conducting Review	Type of Entity	Reporting Frequency	Current Fiscal Year: Submission Date or Review Timeline (MM/DD/YYYY)	Summary of Information Requested in the Report or Reviewed	Method to Access the Report or Information from the Review
1	Internal Review and Report	Accountability Report	Executive Budget Office	State	Annually	September 13, 2019	The reports “must contain the agency’s or department’s mission, objectives to accomplish the mission, and performance measures that show the degree to which objectives are being met.” Agencies must “identify key program area descriptions and expenditures and link these to key financial and performance results measures.”	Executive Budget Office, SC Legislature and Agency website
2	Internal Review and Report	Annual Report - CCED Fund Activity	Executive Budget Office	State	Annually	March 15, 2019	Outlining of CCED activities during the previous calendar year.	SC Legislature and Agency website
3	Internal Review and Report	Annual Report - Enterprise Program	SC Legislature	State	Annually	May 1, 2019	The report must list each revitalization agreement concluded during the previous calendar year, the results of each cost/benefits analysis, and receipts and expenditures of application fees.	SC Legislature and Agency website
4	Internal Review and Report	Recycling Market Development Advisory Council	The Governor and SC Legislature	State	Annually	March 15, 2019	Outlining of recycling activities during the calendar year.	https://issuu.com/sccommerce123/docs/sc_recycling_market_development_adv
5	Internal Review and Report	Annual Report - Palmetto Partners	The Governor, the Speaker of the House, the President of Pro Tempore of the Senate, the Chairman of the House Ways and Means Committee, and Chairman of the Senate Finance Committee.	State	Annually	September 4, 2019	Annual activities of the Palmetto Partners.	Executive Budget Office, SC Legislature and Agency or Email info@sccommerce.com for a copy of a report
6	Internal Review and Report	Fines and Fee Report	The Chairman of the Senate Finance Committee and the Chairman of the House Ways and Means Committee	State	Annually	August 31,2019	Fines and Fees collected by agency during the year.	Agency Website
7	Internal Review and Report	Bank Account Transparency	The State Fiscal Accountability Authority	State	Annually	September 30, 2018	Activity related to agency back accounts.	Agency Website
8	Internal Review and Report	Outstanding Debt Report	Executive Budget Office	State	Annually	February of 2019	Outstanding Debt Report for agency.	Email info@sccommerce.com for a copy of a report
9	Internal Review and Report	SC Manufacturing Extension Partnership	The General Assembly	State	Annually	November 1, 2018	Activities related to the SC Manufacturing Extension Partnership.	Email info@sccommerce.com for a copy of a report
10	Internal Review and Report	Council on Competitiveness	The General Assembly	State	Annually	December 26, 2018	Activities related to the Council	Email info@sccommerce.com for a copy of a report
11	Internal Review and Report	Coordinating Council on Workforce Development	The General Assembly	State	Annually	July 1, 2019	Activities related to the Council	Email info@sccommerce.com for a copy of a report
12	External Review and Report	Agreed Upon Procedures - Department of Commerce	State Auditor’s Office	Outside Organization	7/1/2017-6/30/2018	May 31, 2019	AUP for the Agency	https://osa.sc.gov/wp-content/uploads/2019/06/P3218.pdf
13	External Review and Report	Agreed Upon Procedures - Department of Commerce Palmetto Partners	State Auditor’s Office	Outside Organization	1/1/2018-12/31/2018	May 17, 2019	AUP for Palmetto Partners	https://osa.sc.gov/wp-content/uploads/2019/06/P3218-Palmetto-Partners.pdf
14	External Review and Report	Single Audit	Clifton Larson Allen, LLP	Outside Organization	7/1/2017-6/30/2018	March 8, 2019	Single Audit for the State of South Carolina	https://osa.sc.gov/wp-content/uploads/2019/03/18-Single-Audit-Report.pdf
			State Auditor’s Office	State				
15	External Review and Report	Independent Audit - Division of Public Railways	Greene Finney. LLP	Outside Organization	1/1/2018-12-31-2018	August 14, 2019	Annual audit for Palmetto Railways	https://osa.sc.gov/wp-content/uploads/2019/08/P3218-Palmetto-Railways.pdf